



Dynamic Churches International

God has given us the wonderful privilege of serving you, His Church. Our desire is to help you make more and better disciples. ***Dynamic Churches International*** is a non-profit service organization.

Our Vision is to have sufficient trainers equipped and helping Pastors and Christian leaders develop enough dynamic disciple-making churches to reach each community in every country of the world with the gospel of Jesus Christ.

I pray that these Training Workshops will help you develop your vision, understanding, skills and confidence to begin an ***Intentional Disciple-Making Ministry*** that could touch the lives of many in your community with the love of Jesus Christ. I am confident that God has brought us together at this very strategic time in history. As Christians we all have our part to play in God's great plan for planet earth. Jesus' last words to His disciples and to us were to go and make disciples of all nations (Matthew 28:18-20). The Great Commission will be accomplished as we follow His clearly outlined Biblical instructions.

Our desire is to help you as an individual and as a church to fulfil what God has called you to accomplish in order that God may be greatly glorified.

Al Middleton
Executive Director

Implementing the Explosive Growth Disciple-Making Process

1. Share the Explosive Growth Disciple-Making Process PowerPoint Overview (Available on our Website at www.dynamicchurches.org) with the pastor(s) and church leaders or with any interested individuals – (30 minutes plus discussion).
2. If you/they decide to proceed, then set a date for the Dynamic Basics Workshop – Lesson One (2 Hours).
3. Conduct a Dynamic Basics Workshop – Lesson One. This would include the Explosive Growth Disciple-Making Process Overview for those who have not seen it and a review for those who have seen it (30 minutes) plus Lesson One Training (1½ hours = Total 2 hours). Instruct the trainees that they are to pair up and cross-train each other in Lessons Two, Three and Four, but as they continue their training they should each find someone and begin in Lesson One with their own disciple. This will begin the Explosive Growth Disciple-Making Process.
4. Set a date to conduct a Dynamic Discipling Workshop (2 hours) - 4 to 6 weeks after the Dynamic Basics Workshop (3 above).
5. Conduct a Dynamic Discipling Workshop (2 hours).
6. Continue the same Explosive Growth pattern with the Dynamic Discipling as you did with Dynamic Basics in (3 above).
7. By this time there should be significant momentum building. Many will be leading people to Christ in Lesson One of Dynamic Basics, the number of disciples will be growing, all will be disciple-makers (not just disciples) and there will be an awareness of the need to form Small Groups (Life Groups) to care for the new believers and the new disciples. The leaders and other people will want the church to become a disciple-making church.
8. Set a date (Approximately 4 weeks after the Dynamic Discipling Workshop) to conduct a Life Group Workshop, a Dynamic Sharing Workshop, and an Expanding Your Disciple-Making Process Workshop. (Each workshop is 2 hours in length. These three workshops can all be done in one day or on 3 separate days.)
9. Set up a planned schedule for leader development. The Leadership Training books for Learning to Lead - Apprentice Training, Leaders Who Lead - Life Group Leader Training and A Winning Team - Coach Training and Resources can all be done by each leader with those he/she is equipping. See instructions in each book.
10. The Pastor(s) should continue to meet with other Pastors by forming a Pastors Life Group with Pastors that are implementing the Disciple-Making Process, to encourage and coach each other as you each manage the Explosive Growth of disciples in your church! You can use Reaching Beyond – Church to Church Mentoring workbook.

How to Use this Training Workbook

This training has been designed to be simple to teach so that when those you train develop a disciple-making process, they will be able to train others (reproduce themselves).

There are many ways you can use this book. The following are suggestions:

1. Read it several times for clarity and start your own Explosive Growth Disciple-Making Process and disciple other people as outlined in this book.
2. If you are a Pastor, share it with your church leaders. If they are willing, begin with them and disciple them One-to-One. They will reproduce themselves to more and more people. As Disciple-Makers are increasing, potential leaders will surface. Some of them will be willing and ready to begin their own Disciple-Making group (Life Group). You can train them and help them form Life Groups and also develop leaders by following the clear step by step directions in this training workbook. You can take them through this training individually or as a group. They will understand and have the experience they need to become a disciple-making church.
3. As you expand to more and more disciples and groups, other pastors will want you to help them do the same in their church. Arrange a time to share the Explosive Growth Disciple-Making Process Overview PowerPoint with their leaders. (It is available on our website at: www.dynamicchurches.org). Some of your people could help them begin the Explosive Growth Disciple-Making Process by training a few of their people.
4. Share this vision with other churches until there are enough disciple-making churches with sufficient witnessing disciples to reach your community with the gospel of Jesus Christ.

How to Teach:

Begin the training by sharing the Explosive Growth Disciple-Making Process (PowerPoint if available) Overview. For the Dynamic Basics, Dynamic Discipling, Life Group and Dynamic Sharing Workshops simply follow the instructions. In the Expanding Your Disciple-Making Process session, describe the diagrams and discuss the questions as you read through the written script emphasizing the main points.

Do not add a lot of extra thoughts, as this will tend to complicate and confuse. It will also make this training less reproducible. **Do share your own passion and excitement** for the things you are teaching. **Be sure to give personal examples of how God has changed lives** (both yours and other people's) through the application of these principles.

How to Begin Workshops:

The *How to Begin Workshops* give instructions for you to expose trainees to the material and give experience in how to start the One-to-One discipleship training - *Dynamic Basics*, *Dynamic Discipling*, initial *Life Group(s)* and *Dynamic Sharing*. Each workshop should take 2 hours.

The *Expanding Your Disciple-Making Process Workshop* develops the philosophy and strategy to become an effective and growing disciple-making church, by combining Dynamic Basics, Dynamic Discipling and Dynamic Sharing with the Small Groups to form Life Groups. You can reproduce each group into many groups by following the step by step strategy to develop Apprentices, Life Group Leaders and Coaches. This workshop should take 2 hours.

Leading the Church into a Dynamic Future

This book is one in a series called *Leading the Church into a Dynamic Future*. The following shows how the **Explosive Growth Disciple-Making Process Workshops** (in bold below) fit into the **Overall Strategy for Developing People**:

Training Book

Training For:

1. Explosive Growth Disciple-Making Process Training and Workshops

Pastors and Leaders in How to Begin:

- **One-to-One Disciple-Making and Reproducing Small Groups**
- **How to combine the above into Life Groups.**
- **Develop Leaders and Expand Life Groups to become a Disciple-Making Church.**

2. Learning to Lead - Apprentice Leader Training

Life Group Leaders to use in the training of their Apprentices

3. Leaders Who Lead - Life Group Leader Training

Coaches to use in the training of their Life Group Leaders.

4. A Winning Team - Coach Development and Resources

Pastors to use in the development of their Coaches.

5. Reaching Beyond - Church to Church Mentoring

Pastors and Leaders who want to help other churches develop a disciple-making process
- locally or internationally.

All of these resources are available through our office or website at the addresses below.

Dynamic Churches International

International/Canadian Address:

164 Stonegate Close,
Airdrie, Alberta, Canada, T4B 2V2
(403) 912-4438

dcimiddleton@shaw.ca
www.dynamicchurches.org

All Scripture quotations in this publication are from the HOLY BIBLE, NEW INTERNATIONAL VERSION.
Copyright © 1973, 1978, 1984 by International Bible Society

ISBN 0-9731079-2-8

© 2005 Dynamic Churches International

All rights reserved. No part of this publication may be copied or reproduced in any form without written permission.
Permission is given to copy Forms in this book for personal use only.

Explosive Growth Disciple-Making Process

Table of Contents

How to Begin Workshops

Title	Page
Explosive Growth Disciple-Making Process	7
Dynamic Basics Workshop Instructions	16
Dynamic Discipling Workshop Instructions	17
Start Up Life Group Workshop Instructions	18
Dynamic Sharing Workshop Instructions	27
Expanding Your Disciple-Making Process Workshop	29
Life Group Leader Commitment	43
Certificate of Achievement	43

“Leading the Church into a Dynamic Future”

How to Begin Workshops

To Develop An Explosive Growth Disciple-Making Process

“Leading the Church into a Dynamic Future”

Explosive Growth Disciple-Making Process

Introduction:

The following will help you understand how you can have a very fulfilling life and ministry as a Disciple and a Disciple-Maker. You will also see how you can help your church become a Disciple-Making Church by using the DCI Explosive Growth Disciple-Making Process.

Think About This

- When you first received Christ as your Saviour, who walked with you to help you understand and live the Christian life? Can you identify such an individual?
- What difference did it make in your spiritual growth?
- If you had no-one, how has your Christian growth been hindered?
- Have you helped other individuals in their Christian growth journey?

Seeing the Big Picture

God's Eternal Purpose is to Save a Lost World

"The Son of Man (Jesus) came to seek and to save what was lost"

Luke 19:10

Jesus said:

"Father, I brought you glory on earth by completing the work you gave me to do" John 17:4

Thought:

If God appeared in this room right now and asked, *"Did you as an individual or as a church, complete the work I gave you to do?"* What would you say?

Do you understand God's purpose for your life or your church?

God's Purpose for His Church

Jesus said:

"....as the Father has sent me, I am sending you" John 20:21

- God's Power: The Gospel – Romans 1:16
- God's Purpose for His Church: Share the gospel – Luke 19:10
- God's Strategy: Make Disciples of all Nations - Matthew 28:18-20

God's Commandment

"Love the Lord your God with all your heart and with all your soul and with all your mind ... and love your neighbour as yourself"

Matthew 22: 37-39

God's Great Commission

"Therefore go and make disciples of all nations, baptizing them in the name of the Father and the Son and the Holy Spirit, and teaching them to obey everything I have commanded you."

Matthew 28: 18-20

What is a Disciple?

- Is a Convert a Disciple?

A Disciple is:

- One who has received Christ and is following the teachings of Christ!
- A Disciple is a person who is living like Christ not just learning about Christ!

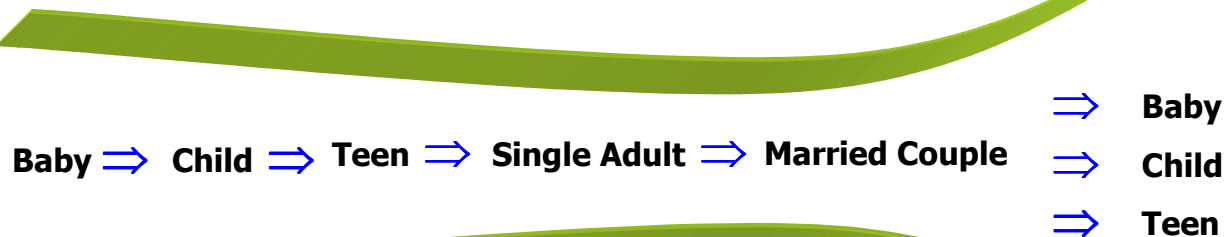
Principles of Growth

All Healthy Living Things Grow

God had built into His creation the inherent capacity of healthy living organisms to grow and reproduce. **The Church is a living organism!**

The Physical Family

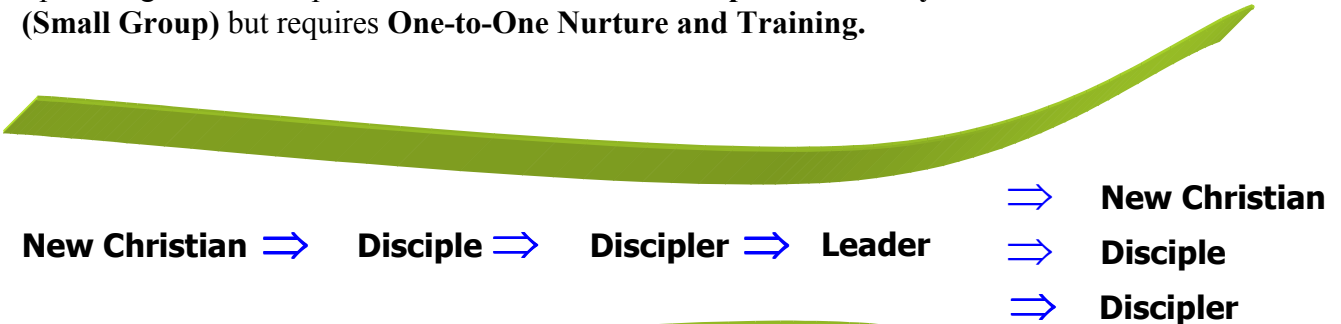
Let's consider how we grow physically.



Growth takes place best **In the Context of a Family**, but it also requires a lot of **One-to-One Nurture and Training**.

The Spiritual Family

Spiritual growth takes place best **In the Context of a Spiritual Family (Small Group)** but requires **One-to-One Nurture and Training**.



People show signs of **maturity** when they shift the focus of their attention away from meeting **their own** needs to the meeting of the needs of others.

The Church Should Be a Network of Spiritual Families!

Many Churches resemble a Spiritual Orphanage more than a Spiritual Family!

Spiritual Children

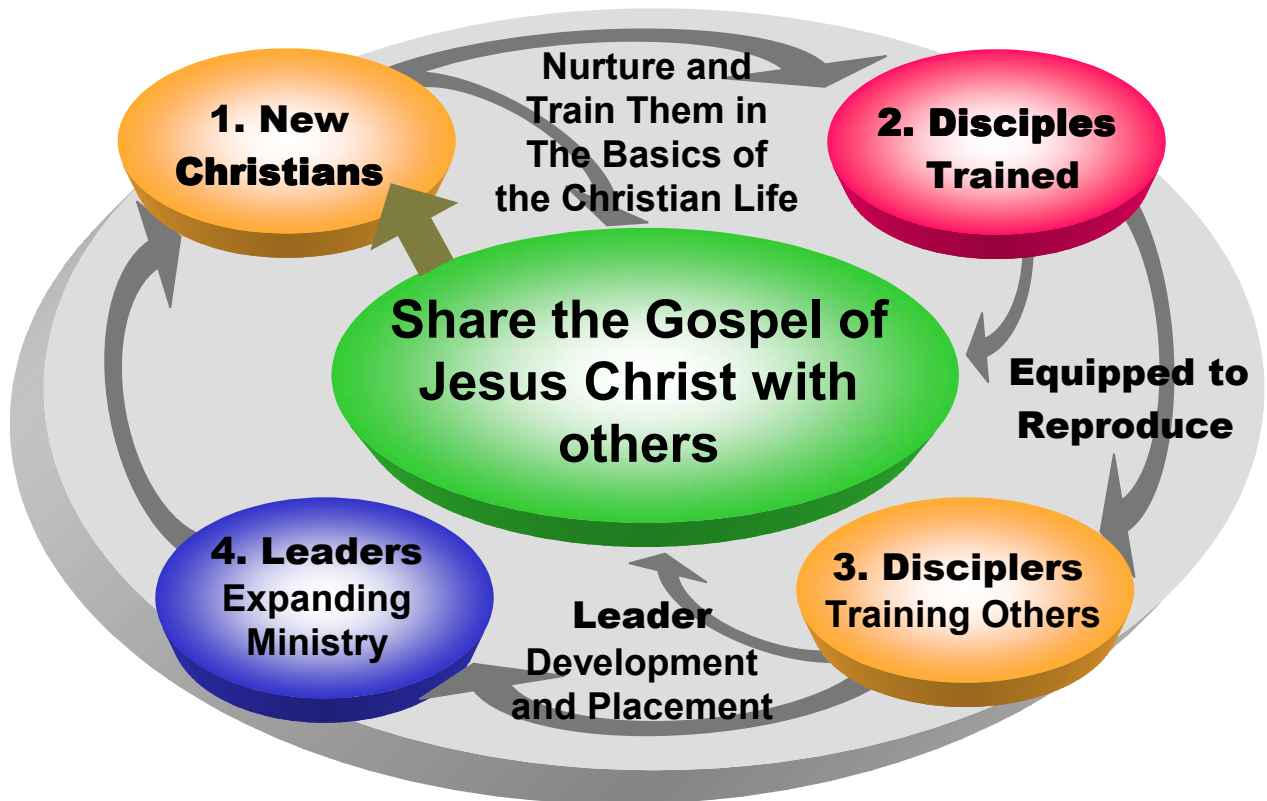
By Spiritual Children, we are referring to the Reproduction of Disciples and Disciple-Makers

- Are the people in your church being genuinely transformed into fully devoted disciples of Jesus Christ?
- Are they Sharing the Gospel?
- Are they Reproducing by Equipping other Spiritual Children?

How can you Experience such a Church?

A Process for Making Disciples

In order to be a growing **Spiritual Family** we need to develop a **Process for Making Disciples**.



Study this diagram and follow the arrows as you go through the explanation that follows.

The process begins with God's Purpose as we . . .

Share the Gospel of Jesus Christ with Others

1. New Christians need to be Nurtured after we reach them.

The process continues as we . . .

Train New Christians in the Basics of the Christian Life

2. Disciples Trained

Because they are trained in a reproducible way they are...

Equipped To Reproduce

3. Disciplers Training Others

Leader Development and Placement

After they have shown themselves to be ***“faithful and able to teach”*** (II Timothy 2:2), they are ready for **further equipping** in order to serve in specific ministries.

The process expands as these reproducing disciplers are now...

4. Leaders who are Expanding the Ministry

Note: In Each Part of the Process the Focus is on Sharing the Gospel of Jesus Christ with Others!

With your hand, cover up all except Circles 1 and 4 on the diagram. Circles 1 and 4 illustrate how most churches function.

- If they reach new people, they place them in ministry.
- Without Circles 2 and 3, people will not be developed as leaders.
- Ministry positions will be filled by people who may not even be sure of their own salvation.
- They probably don't know how to communicate with God through prayer and Bible reading.
- They may not know how to be filled with the Holy Spirit.
- And **rarely if ever will they be Sharing the Gospel with Other People!**

How effective do you think their ministries will be? _____

Does this describe your church? _____

A Process for Disciple-Making is Needed to Fulfill The Great Commission

Equip the Saints

“He (God) gave some as Apostles, and some as Prophets, and some as Evangelists and some as Pastors and Teachers, for the equipping of the saints for the work of service, to the building up of the body of Christ.”

Ephesians 4:11, 12

The Church can be structured to Release People for Growth!

Releasing the Saints

A disciple-making church seeks to fulfil the Great Commission by making enough witnessing disciples to share the gospel of Jesus Christ with everyone in their community and the world!

How Many Disciples and Disciple-Makers will you Need?

- What is the population of your city/local community? _____
- If each witnessing disciple shared the gospel with 9 people, (1 in 10) you will need _____ witnessing disciples!
- How many other disciple-making churches will be needed to be able to reach your entire community or city? _____

How Will We Raise Up Such an Army of Disciples?

Here's How You Can Begin

You could begin on your own by reading the Leaders Guide in the back of each of the following books and follow the instructions below **or** you could arrange with other people in your church or community to conduct **or** attend a:

- 2 hour Dynamic Basics Workshop and 4 to 6 weeks later a
- 2 hour Dynamic Discipling Workshop

Note: For help check out the Online Courses on our website at: www.dynamicchurches.org

On your own or after the Dynamic Basics Workshop begin the Explosive Growth Disciple-Making Process.

Explosive Growth Disciple-Making Process

You (or each one of you) train one person in Lesson One of Dynamic Basics. That person then chooses a disciple and trains him/her in Lesson One. Then you train your disciple in Lesson Two and so on through all 4 Lessons. Each trained person trains another person so that each time a new disciple and a disciple-maker are added! Do the same with Dynamic Discipling.

Consider the Potential!

- You disciple one person through Dynamic Basics (4 lessons) and Dynamic Discipling (9 Lessons) = a total of 13 sessions! (You train only the first one, each person trains only one at a time.)
- In the same way, you could train 3 more people this next year for a total of 52 new disciples if each person started with his/her disciple within one week!
- If the average time to start was 2 weeks, that would be 26 new disciples in one year!
- If the average time to start was 4 weeks, that would be 13 new disciples in one year!
- Now multiply that by the number of people you can encourage to do this. Total _____.

How will you care for all these New Disciples?

You may want to disciple just one person then create a life-giving environment of nurture and care by forming a Life Group for those 8-10 who would be willing to get together.

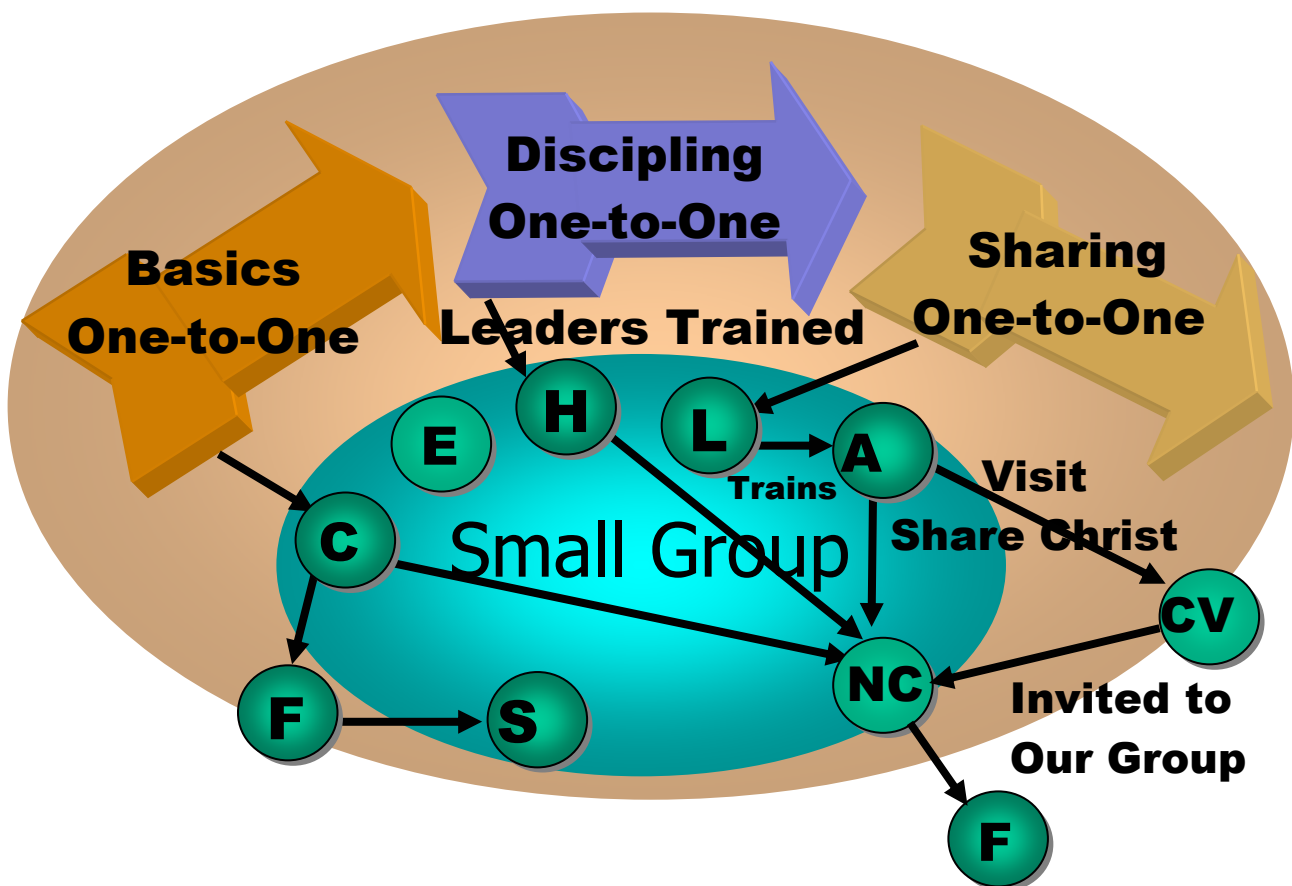
You or someone else could lead the group. For help see website at: www.dynamicchurches.org

An Effective Disciple-Making Life Group

The context of the Life Group is a loving, caring family atmosphere where each person can experience healthy growth. It is designed to be casual and non-threatening for new people. It is an easy and enjoyable place for regular group members to bring their friends.

A Life Group is made up of:

- | | |
|---|---|
| (L) a Leader, | (A) an Apprentice, (Leader in Training) |
| (H) a Host/Hostess, | (C) interested Christians of all maturity levels, |
| (NC) New Christians, | (S) Seekers (invited) |
| (CV) Church Visitors and an | (F) Friends of the above, |
| (E) an Empty chair for the expected new person. | |
- The group is started by the 4 people indicated by **L, A, H** and **C**.



After several people are trained in Dynamic Basics and Dynamic Discipling, they can begin the first Life Group(s).

In the **Life Group** diagram on the previous page the Leader (L) is training his Apprentice (A) in the **Dynamic Sharing**. (*All One-to-One is done outside the group time.*) As they go on a visit to the home of a Church Visitor (CV), the gospel is shared. Each person would be invited to the small group time. If someone prayed to receive Christ on the visit, they would be encouraged (as a New Christian (NC)) to go through the **Dynamic Basics**. They would be paired up with a Christian (C) from the group. On completion of the **Dynamic Basics** someone else - perhaps the Host or Hostess (H) could disciple them in **Dynamic Discipling**. They could go on to be trained in **Dynamic Sharing** by the Apprentice (A) who has completed his training with the Leader (L).

The Life Group Provides a Context for Ministry

One-to-One + Small Group = Life Group

The Results

As Life Group members share Christ with new people, disciple those who receive Christ, leaders will be developed and God will cause His church to grow.

“I planted, Apollos watered, but God made it grow.” 1 Corinthians 3:6

The reproduction of Life Groups (each group becoming two), will result in quality disciples and many people coming to Christ!

What might God do in your church?

If you need help, please contact us.

Explosive Growth
Disciple-Making
Process Workshops

“Leading the Church into a Dynamic Future”

Workshop Trainers Instructions

Note: *The Pastor/Leader could start by discipling people individually in Dynamic Basics and Dynamic Discipling. Each trained individual could then disciple others who disciple others etc. He could also use this workshop format to expose a larger group of people who would then pair up and complete the material after the Workshop and begin the Explosive Growth Process.*

Dynamic Basics Workshop (2 hours)

- Open with prayer.
- Be sure each person has a copy of *Dynamic Basics* including the Leaders Guide.
- Help them locate the Leaders Guide.
- Read through the Leaders Guide and point out things like *Dynamic Discipling an Opportunity* sheet and *Certificate of Achievement* to be used at the end of Lesson #4.
- Choose one participant and **demonstrate** going through Section #1 of *Dynamic Basics*:
 - Introduce yourselves
 - Lead into Lesson #1
 - Cover points 1 and 2 (The trainees should complete points 1 and 2 along with you.)
 - Help the trainees get paired up (a man with a man, and a woman with a woman)

Note: *Trainers be prepared to pair your selves up with a participant as needed or have 3 people work together if necessary.*

- When paired up have them decide who will play the part of the new Christian and who will be the discipler.
- Have them continue where you left off and complete Lesson One.
- **Be available to help** or answer questions as they work through Lesson One.
- When they are finished **go over the answers** for Lesson One to assure them they have answered all the questions correctly.
- **Give opportunity for questions at this time.**
- **Call the Group back together and decide who will disciple who:**
After the Workshop _____ will disciple _____
After the Workshop _____ will disciple _____
After the Workshop _____ will disciple _____
- **You may want to Plan another Dynamic Basics Workshop.**
Date _____ Time _____ Location _____
- **Give them opportunity to arrange dates and times to meet with their partner to complete all 4 Lessons in the weeks after the Training Workshop. As they continue with their partner, each partner should choose a disciple, it could be a new Christian, even someone who may not yet be a Christian or a mature Christian and train him/her beginning in Lesson One.**
- With their partner have them spend time in prayer then you close in prayer.

Dynamic Discipling Workshop (2 hours)

- Open with prayer.
- Have several people briefly Share their experience in Dynamic Basics so far.
- Be sure each person has a copy of *Dynamic Discipling* including the *General Instructions for Disciplers*. Help them locate these at the end of *Dynamic Discipling*.
- Read through the *General Instructions* without comment.
- Pair them up (a man with a man and a woman with a woman).
- Have them decide who will be the disciple and who will be the discipler.

***Note:** Explain that in a normal discipling experience there would be a discipler who would have completed Lesson One before meeting, and a disciple who is going through this lesson for the first time. Today however, the discipler has not completed the lesson on his/her own. You will both be learning together.*

- Have them turn to page 1, *Check Out for Lesson One* and follow this agenda. Check ✓ each assignment as you complete it together. Go as far as you can in the time we have.
- Have them work on Lesson One *Knowing Jesus as My Saviour* beginning on **page 3**.
- Workshop Trainer, be available to answer any questions as you move around and observe. Make sure that everyone is **paired up** and is **working on Lesson One**.
- When it is time, bring the group back together again. Discuss some of their answers so they will feel confident and able to disciple others.
- Give opportunity for questions at this time.
- Call the Group back together and decide who will disciple who:
After the Workshop _____ will disciple _____
After the Workshop _____ will disciple _____
After the Workshop _____ will disciple _____
- Go over Checkout for Lesson Two - Preparation Assignment. Lesson Two is to be
- Completed before they meet with their partner next time. (They may need to complete Lesson One first.)
- Give them opportunity to arrange dates and times to meet with their partner to complete the remaining lessons in the weeks after the Training Workshop. As in Dynamic Basics they each should find someone and train them in Dynamic Discipling beginning at Lesson One as they continue to complete the lessons with their partner.
- You may want to Plan another Dynamic Discipling Workshop (2 hours).

Date _____ Time _____ Location _____

- With their partner have them spend time in prayer then you close in prayer.

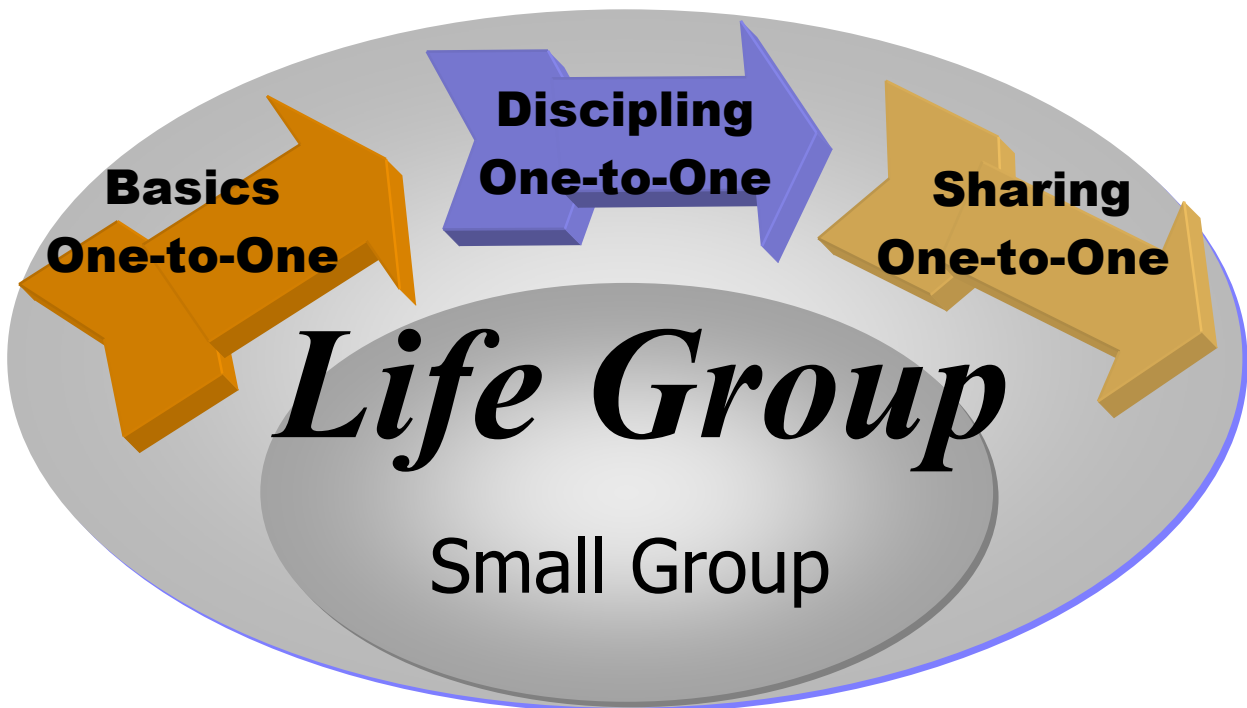
Practice Workshop for Your Start Up Life Group(s) (2 hours)

Now that you have completed the *Dynamic Basics* and *Dynamic Discipling* and have experienced the excitement of the **Explosive Growth Disciple-Making** you should now understand the importance of forming groups to care for all these growing disciples. You will also see the potential to become a **Disciple-Making Church**, it is vital that you begin well. This workshop will give you experience and confidence as you begin your *Start Up Life Group(s)*.

What's in a Name?

You may already have a small group or cell ministry. If it does not contain the essential ingredients of One-to-One discipling and leader development and you believe these are elements you want to include, you may need to choose a different name for your new groups. **As long as the name is the same, the mind set will be hard to change.** You could use any name you want but the following is a suggestion you may want to consider:

The term *Life Group* represents the core elements of the *Disciple-Making Process*, for example:



One-to-One Discipleship + Small Group = *Life Group*

In this workshop we will experience the **Small Group** time of your *Life Group*.

Small Group Experience

Select people who have experienced the **Explosive Growth Disciple-Making Process** and are prepared to participate in the **Start-Up Group(s)**. (You could begin with more than one group if you have sufficient committed leaders).

Choose the following 4 to 6 people for each Practice Group:

Leader _____

Apprentice (Leader in Training) _____

Host/Hostess _____

Other Christians (Potential leaders) _____

Add new or non-Christians in your actual Start-Up Group(s) _____

Note: Workshop Trainer, form groups of 4 to 6 people. Have each group select a Leader. The Group Leader selects an Apprentice and a Host/Hostess. Assign the following responsibilities to the selected Leaders and direct them as you follow the Small Group Agenda below to get a feel for what they will be doing in their regular weekly Small Group times. Enjoy your time together!

Small Group Agenda

Welcome (15-20 minutes)

Host/Hostess

- Arrange seating in a close circle, with only one extra chair.
- Greet each person in a friendly manner.
- Record each person who is in attendance, use **Attendance Register** (Page 22).

Leader

- Open in prayer or assign to another person.

Apprentice (Leader in Training)

- Lead the Sharing time.
 - Use the **Sharing Questions** (Page 23). Select one question and give opportunity for each person to answer or they may share one thing good or bad from their week or they may **pass**.
 - Have one or two people share their one minute testimony occasionally.
 - Be sure to be **open and honest**.

Worship (15-20 minutes)

Leader

- **Sing together** one or more praise songs or **Share praise** to God for answered prayer.
 - **Focus on the attributes of God.**
 - **Share communion occasionally if appropriate**
 - **Encourage** each person to participate. **Do not** pray around the circle and do not embarrass anyone.

Win (20-30 min.)

Apprentice (Leader in Training)

- **Check the progress** of those doing One-to-One Basics, Discipling or Sharing.
- **Identify** any other people ready to be discipled or ready to disciple other people.
- **Plan and update your outreach strategy.**
- **Report progress** on results of your praying for those in your **Sphere of Influence.**
- **Lead the Prayer time.** Pray for someone to fill the **Empty Chair.** Practice doing **Conversational Prayer** (short sentence prayers). Bring up requests in your prayers. Other people can join you in praying for your requests or any other subject. Pray for opportunities to share the gospel of Jesus Christ with your friends and neighbours.
- Record your requests and answers on the **Much Prayer-Much Power-Much Praise!** Sheet (Page 24).

Word (20-30 min.)

Leader

- Lead the **Bible Study time.** Use the sample *Life Studies* lesson (Page 25) in this Workbook for today. Remember that you are **not to teach or preach** but to facilitate the discussion among the group members.
- **Draw the group to a close - make any announcements.**
- **Encourage** each person to return and **bring a non-Christian or new Christian friend, especially those they have been discipling.**
- **Dismiss the group with prayer.**

Always Begin and End On Time!

Host/Hostess

- **Refreshments (optional).** Serve them after you end the group time so that if people have to leave they can. If you choose to serve refreshments, be sure to **keep them Very Simple!**

Today before you dismiss, complete the Planning Sheet below!

Pastor/Leader lead in the following discussion and planning time.

- ☐ 1. Get a commitment from each person who is willing to participate in the ***Start-Up Group(s)*** and if possible **arrange them into the actual groups.**

Each Group:

- ☐ 2. Confirm your Life Group Leader. _____
- ☐ 2. Confirm your Apprentice(s). _____
- ☐ 3. Confirm your Host/Hostess. _____
- ☐ 4. Confirm: Day to Meet _____ Date to Start _____
 Time to Begin _____ Time to Close _____
- ☐ 5. Choose the name of your Small Group Ministry. See ***What's in a Name*** (Page 18).
- ☐ 6. Select the curriculum for your group Bible Study time. You may want to start with the ***Life Studies*** series of 24 lessons. Check www.dynamicchurches.org There are other materials you could choose. See ***Choosing Curriculum for Your Groups*** (Page 26).
- ☐ 7. Choose the times for the **Life Group Leader(s) to meet with their Apprentice(s)** to go through the ***Learning to Lead - Apprentice Training*** sessions (once a month for 1 hour) and also choose a time to go through ***Dynamic Sharing*** (once a month for 2 hours).

Learning to Lead sessions: Date _____ Time _____ Place _____

Dynamic Sharing training: Date _____ Time _____ Place _____

Share your excitement to begin the Life Groups. Share your appreciation for each person.

Close in prayer.

LIFE GROUP WEEKLY ATTENDANCE REGISTER

[illegible]

Sharing Questions

Share one of the happiest days of your life.

How would you describe yourself to someone who does not know you?

What colour best describes your feelings today?

What do you most admire in your best friend?

What is the most unusual way that God has ever spoken to you?

What is the best book you have ever read? Why?

If you could have anything engraved on your tombstone when you die, what would it be?

What is one job you enjoy doing around home?

What is the best gift you ever received? Why?

If you could change one thing about the way you are, what would it be?

When, if ever, did God become more than a word to you?

Share where you lived and one thing you remember about your twelfth year.

When you were growing up, what was a favourite game you played?

What are the two or three most valuable possessions you have? Why are they valuable?

What is one thing you are looking forward to in the future?

What is one personal relationship you would like to work on?

When was the first time you heard about Jesus. What did you think about Him?

Describe your life today in terms of a weather report.

What is the one thing that gives you the most satisfaction?

The most frightening experience I ever had was.....

I would love to travel to.....

When you have free time to yourself, what do you like to do?

Where is your favourite place in the house and why?

Did you have a favourite pet as a child? Why was it special?

What improvements would you like to see in your vocation by this time next year?

Who is the most influential person (besides Christ) in your life? Why?

Who was your best friend when you were growing up? Why?

I never quite learned to.....

Next year looks better to me because.....

People might be surprised to find out that I.....

What do you do to release tension at the end of the day or week?

What worries you? Why?

What is your favourite fragrance or aroma and what memory do you associate with it?

**MUCH PRAYER -
MUCH POWER -
MUCH PRAISE!**

[illegible]

Life Studies

CALLING THE FIRST DISCIPLES LUKE 5:1-11

Use one of the Sharing Questions (Page23) **or** answer the question, "How did you feel the first time you..." Each person should choose one of the following and share.

1. tried to swim.
2. tried a new sport.
3. skipped school.
4. left home.
5. got a job.

SCRIPTURE ENCOUNTER

Read Luke 5:1-11 then **read the following questions and answers**. Have several people choose one answer and share why that is their response:

1. Do you think it was just by chance that Simon Peter was **"washing his nets"** when Jesus needed a boat...or was it all in God's plan?
 - a. Just by chance
 - b. In God's plan
 - c. Not sure
2. If you had been Simon Peter when Jesus asked him to, **"Put out into deep water, and let down the nets for a catch"**, how would you have responded?
 - a. as Peter did
 - b. I would have made some excuse not to do it
 - c. encouraged Jesus to stick to his preaching and let me do the fishing
 - d. suggested another time when the fish were biting
 - e. gone ahead grudgingly
3. When they, **"caught such a large number of fish that their nets began to break"**, what do you think Simon Peter was thinking?
 - a. about all the money he would get for such a large catch of fish
 - b. how wrong he had been to doubt Jesus
 - c. he didn't know what to think

d. he realised who Jesus was

4. When Simon Peter said, **"Go away from me, Lord; I am a sinful man!"** what did he mean?
 - a. I am humbled because you know more about fishing than I do.
 - b. I am uncomfortable being around you because of my sinful life.
 - c. I recognise that you are who you say you are, but I am not ready to follow you.
 - d. Stop making me feel guilty. Leave me alone.
 - e. I am confused. I want to follow you but if I say "yes", I know it will mean making some changes in my life and I am afraid.

APPLICATION

Consider your own spiritual journey.

1. How does your spiritual beginning compare with that of Simon Peter's?
 - a. not as dramatic
 - b. more intellectual
 - c. just as confusing
 - d. more dramatic
 - e. different, but just as real
 - f. not sure
2. How would you describe the condition of your spiritual boat?
 - a. sinking
 - b. at a standstill
 - c. going in the wrong direction
 - d. in need of repairs
 - e. moving right along
 - f. battered by a storm
3. If Jesus asked you to, **"put out into deep water and let down your nets for a catch"** how would you respond?
 - a. I would be afraid
 - b. think it is a silly idea
 - c. okay, but...
 - d. I'll do it if someone will join me
 - e. Great! When can we get started?
 - f. I don't know what you mean
4. What will it take to get you going?
 - a. time to count the cost
 - b. time to get organised
 - c. I'm not sure
 - d. support from my friends
 - e. help to clean up my life
 - f. obedience

Choosing Curriculum for Your Groups

When selecting Bible Study curriculum the emphasis needs to be **on application** because a common dilemma of the church member today is a mind set of **taking in**, looking for more and more knowledge; but there is little **giving out**, little obedience to Christ in areas of being witnesses and investing their lives in others. That is why the Bible study must bring about a mindset of application, of obedience, of action.

Questions to consider in choosing curriculum

What is the purpose of our group?

What are the most important needs of our group at this time?

How spiritually mature is our group?

How does it fit into the current focus of our church?

Does it fit into a 20-30 minute time frame?

The curriculum for Bible Study can be based on the **Pastor's sermon**. The Pastor may prepare an outline for the sermon and make it available to everyone in the worship service. In addition, he or another person can prepare questions to be used in the Small Groups that lead to application. Leaders can also help in developing these questions. They should encourage each group member to make practical life style changes and live a more Christ centred life.

Make sure the curriculum is **group friendly**, allowing for lots of interaction. Five or six good questions followed by the application are usually enough. They should contain **why** rather than **what** questions.

Alternate curriculum can include topical Bible studies or other material developed specifically for Life Groups such as: **Life Studies** from Dynamic Churches International (see sample on page 25).

Remember that most group members will be involved in One-to-One training with their disciple or discipler. There should not be any homework preparation to do before the group meets. This could discourage someone from coming to the group if he/she has not completed the work. Also, each lesson should stand on its own (not be a continuation of previous studies) because it would be difficult for a new person to begin in the middle of a study series.

The **Life Group Leader Commitment Form** at the end of this book should be completed by those who are applying to be Life Group Leaders.

The **Certificate of Achievement** at the end of this book should be completed and signed by the trainer for all who complete this training.

Dynamic Sharing Workshop (2 hours)

Note: Each participant should receive the Dynamic Sharing before hand and complete Lesson One prior to coming together at the Workshop. Completing each Lesson before you meet is the normal expectation for each Lesson of Dynamic Sharing.

- Open with prayer.
- Have several people **briefly** Share their experience in Dynamic Basics and Dynamic Discipling.
- Be sure that each person has a copy of *Dynamic Sharing* including *General Instructions for Trainers*. Help them locate these at the end of *Dynamic Sharing*.
- Read through the *General Instructions* without comment (some instructions are the same as those in *Dynamic Discipling*).
- Each person should have completed **Lesson One** of *Dynamic Sharing*. *(If the participants have not completed Lesson One then you will have to allow extra time for them to work on this individually at this time.)* Then proceed.
- Pair them up to go over Lesson One. Follow the *Checkout for Lesson One*.
- **Be available to answer questions** as you move around the room and observe.
- Bring them back together again. **Give opportunity for questions.**
- Ask if someone would be willing to **share their one minute testimony**. Have several share their testimony as time allows.
- Be sure to **encourage and compliment** those who share their testimony.
- After each person shares ask the group to identify the *Before, How* and *After* of his/her testimony. Gently suggest improvements. **Be careful not to embarrass anyone.**
- **Watch for someone you could select for the home visit demonstration (after the Break).**

Break (15 min.)

During the Break Prepare for the Demonstration Home Visit

- **Be sure to prepare the people you will include in the demonstration.**
- **Select a partner** to go with you on the demonstration visit (one who gave a good one minute testimony). Ask him to be your partner. Tell him he is to observe you and share his testimony when you call on him.
- **Select a couple** from the group to play the role of the couple you will visit.
- **Instruct those you will visit** to respond as they would if they were non-Christians who were open to the gospel and ready to receive Christ. **Tell them to answer that they are in the left circle (Christ outside the life) in the gospel booklet, but would like to be in the right circle. They should willingly pray the prayer with you to receive Christ. They should also respond positively to the invitation to attend the Life Group and to take the Dynamic Basics. (Tell them not to try to make it difficult for you! Make it a positive experience!)**
- **Set up** a small table with 4 chairs around it (do not have anyone's back to the audience).

Begin the Demonstration Visit (30 min.)

- Explain to the whole group what you will be doing on the visit and **have them follow** your visit beginning at **C. Arrival Procedure** in **Lesson Three** of *Dynamic Sharing*.
- Hand out to everyone at the training, *Would You Like To Know God Personally?* or *Have You Heard Of The Four Spiritual Laws?* booklets. Have them **follow along** as you read through the booklet **with the couple** when you share it on your demonstration visit.
- **Introduce your partner** and **the couple** you will visit.
- Have the couple to be visited sit on the two middle chairs at the table.
- You and your partner pretend you are coming to their door. Knock. They invite you in and ask you to sit at the table. You should sit next to the person you plan to share the Gospel with.
- **Follow the visit format** as described in Lesson Three of the *Dynamic Sharing* starting at **C. Arrival Procedure**.

Note: *Be sure to read without comment the gospel booklet. It is very important that you model this correctly.*

- After the demonstration visit **thank those who participated**.
- **Give opportunity for questions** on *Dynamic Sharing* or the visit.
- Encourage everyone to **share the gospel booklet with someone this week**. Remind them that it is simple to do, and very rewarding.
- Explain that the **Leader(s) will be training their Apprentice(s)** in *Dynamic Sharing* but everyone is encouraged to be trained.
- **Call the Group back together and decide who will train who in Dynamic Sharing:**
After the Workshop _____ will disciple _____
After the Workshop _____ will disciple _____
After the Workshop _____ will disciple _____
- **Go over Checkout for Lesson Two - Preparation Assignment.** This is to be completed before they meet with their partner next time.
- **Give them opportunity to arrange dates and times to meet with their partner to complete the remaining lessons in the weeks after the training Workshop.** As in *Dynamic Basics* and *Dynamic Discipling* they each should find someone and train him/her in *Dynamic Sharing*. They may want to complete Lesson Three together with their partner before they do Lesson One with the person they will be training.
- You may want to **Plan another Dynamic Sharing Workshop (2 hours)**

Date _____ Time _____ Location _____

- **With their partner have them spend time in prayer then you close in prayer.**

Expanding Our Disciple-Making Process Workshop

Review:

What Is God's Purpose for His Church?

The Great Commission

"All authority in heaven and on earth has been given to me. Therefore go and make disciples of all nations, baptising them in the name of the Father and of the Son and of the Holy Spirit, and teaching them to obey everything I have commanded you. And surely I will be with you always, to the very end of the age." Matthew 28:18-20

The Great Commission says, "make disciples of all nations".

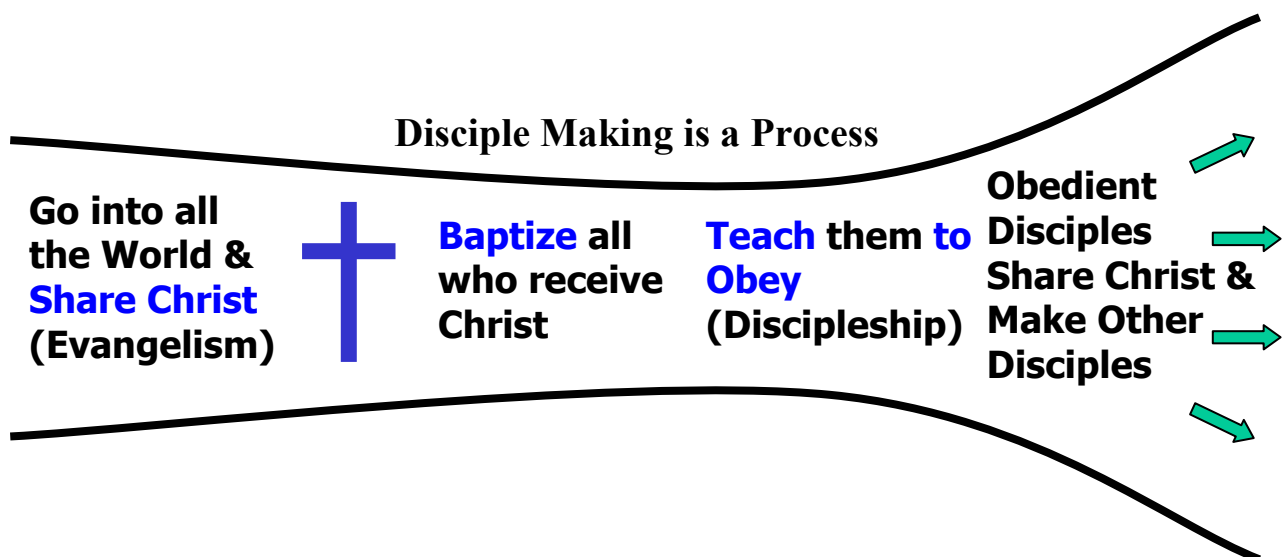
What is a disciple?

One who has received Christ and is following the teachings of Christ.

How do we make disciples?

We must be a disciple and make other disciples by:

- going - evangelism
- baptising - identification with Christ in His death, burial and resurrection and
- teaching to obey - discipleship



Making Disciples is the Heart of the Church
Because it is the Heart of the Great Commission

A Process for Making Disciples

In order to be a growing **Spiritual Family** we need to develop a **Process for Making Disciples**. A **Process** that includes the Biblical principles that follow should be developed to help us accomplish our purpose and fulfil the Great Commission.



A Process for Disciple-Making is Needed to Fulfil
The Great Commission!

Contrasting the Addition Church with the Reproduction Church

(This works best with a group of 30 or more people)

1. Call to the front of the group 2 people. One will play the part of Pastor A, the other will be Pastor B.
2. Explain to the group that they have equal ability and their churches are the same size. Pastor A does not understand the potential of reproductive disciple-making. He wants to grow his church by addition. Pastor B understands growth through reproducing disciples.
3. Demonstrate with Pastor A. Whisper in his ear Pssssss (this will represent sharing the Gospel with him and his receiving Christ). Pastor A will go out into the audience (after you give instructions to Pastor B) and repeat the same with another person, bring that person back to the front, **leave him there** (at one side at the front). Pastor A will go out and do the same again and again until he reaches the whole group, both men and women.
4. Demonstrate with Pastor B. Do the same as 3 above, except that when he brings people to the front (the other side at the front) he whispers in their ear a second time (representing him discipling them). He then **goes out with his new disciple** into the audience. **They each pretend to lead people to Christ**, (Pssssss) bring them to the front, **disciple them** (Pssssss) and **each one takes his/her disciple back out to win more** until you reach them all.
5. Be sure each Pastor understands the instruction and that they need to move quickly (but safely), then send them out to reach all these needy people.
6. They will seem to grow their churches at about the same rate at first but Pastor B's church will soon grow increasingly faster (exponentially) as reproduction takes place.
7. When the whole audience is reached, ask, **"To which Church would you like to belong?"** Note that the people in Pastor A's Church usually want to change over to Pastor B's Church.
8. Explain that their church is an Explosive Growth Disciple-Making Church and that it is built on Spiritual Reproduction resulting in Spiritual Multiplication. We need to always keep on making disciples who make other disciples.

Understanding the Individual Parts of the Disciple-Making Process

An **Explosive Growth Disciple-Making Process** is a step by step path that a new person may follow to grow to spiritual maturity in Christ. Each person is unique so the path must be flexible to adapt to each person's need at the time of need. The following describes the two essential parts that make up the growth process, the **One-to-One Discipleship time** and the **Small Group time**.

One-to-One Discipleship

Each person is at a different level of spiritual maturity. Opportunity is given for each one to continue his/her growth. The One-to-One training is a very fulfilling **personal growth** strategy that will meet their individual needs. One man in the group meets with another man (or a woman with a woman), at their convenience (other than the group time) to study and practice Biblical truth together.

Dynamic Basics - 4 lessons designed to help **establish** a young Christian.

Dynamic Discipling - 9 lessons designed to develop **consistency** in the Christian Life.

Dynamic Sharing - 6 lessons designed for those who would like to learn how to **communicate their faith**. They would be given opportunity to do so as they visit interested contacts obtained through the church.

Each level of One-to-One requires a higher level of commitment.

One-to-One training is available to all those who desire to grow.

One-to-One Relationships Provide a Context for Making Quality Disciples and Leaders

The Small Group

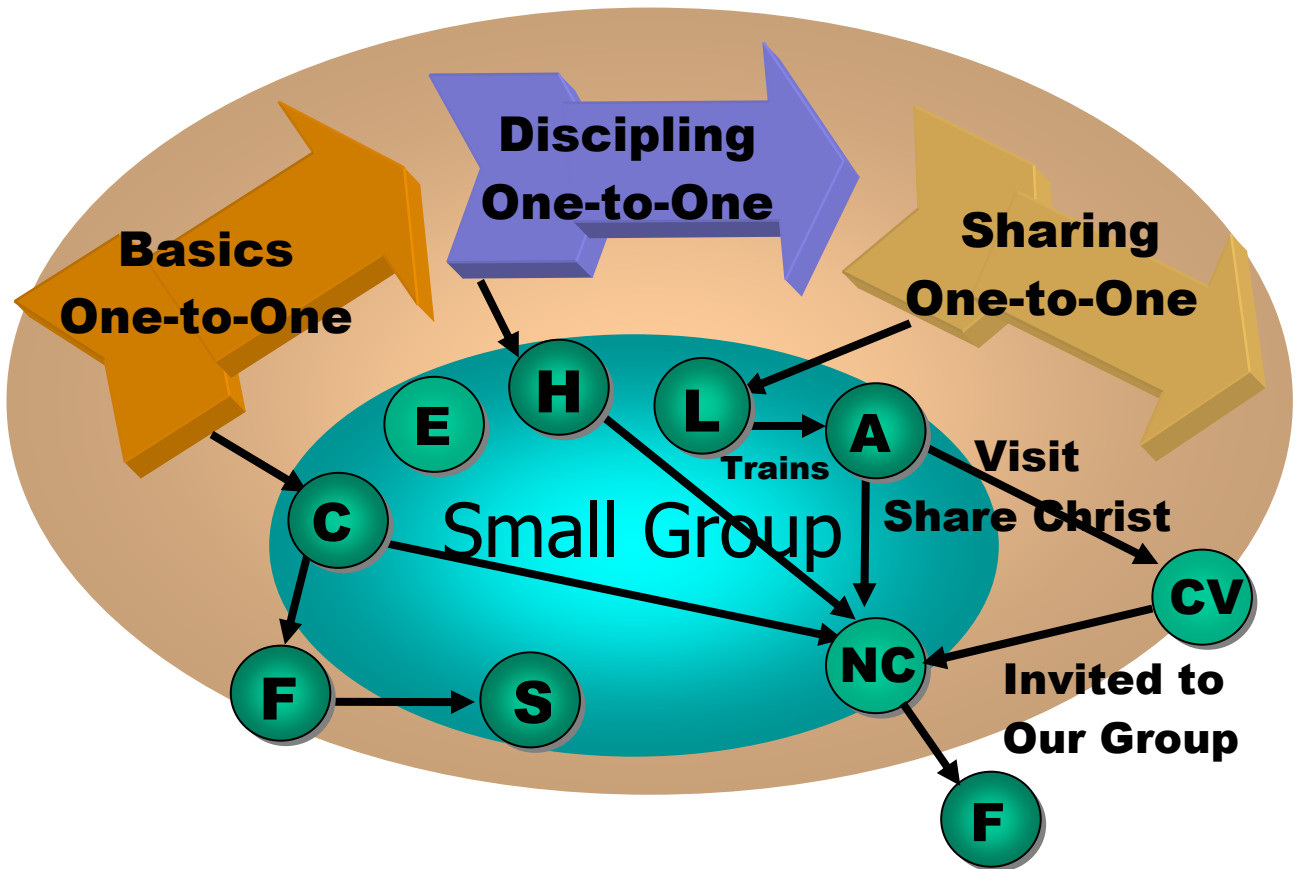
The context of the **Small Group** is a **loving, caring family atmosphere** where each one can experience healthy growth. It is designed to be casual and non-threatening to new people. It is an easy and enjoyable place for regular attendees to bring their friends. The empty chair reminds them that they are to pray for and encourage friends to come.

The Content of the Small Group time is:

1. Welcome/Sharing
2. Worship/Prayer
3. Win (outreach strategy)/Prayer
4. Word - Bible Study with application
5. Work - One-to-One Discipleship and Leader Development

A Small Group is made up of:

(L) a Leader, (A) an Apprentice, (Leader in Training)
(H) a Host/Hostess, (C) interested Christians of all maturity levels,
(NC) New Christians, (S) Seekers (invited (F) Friends of the above),
(CV) Church Visitors and an (E) an Empty chair for the expected new person.
A group can be started by the 4 people indicated by L, A, H and C.



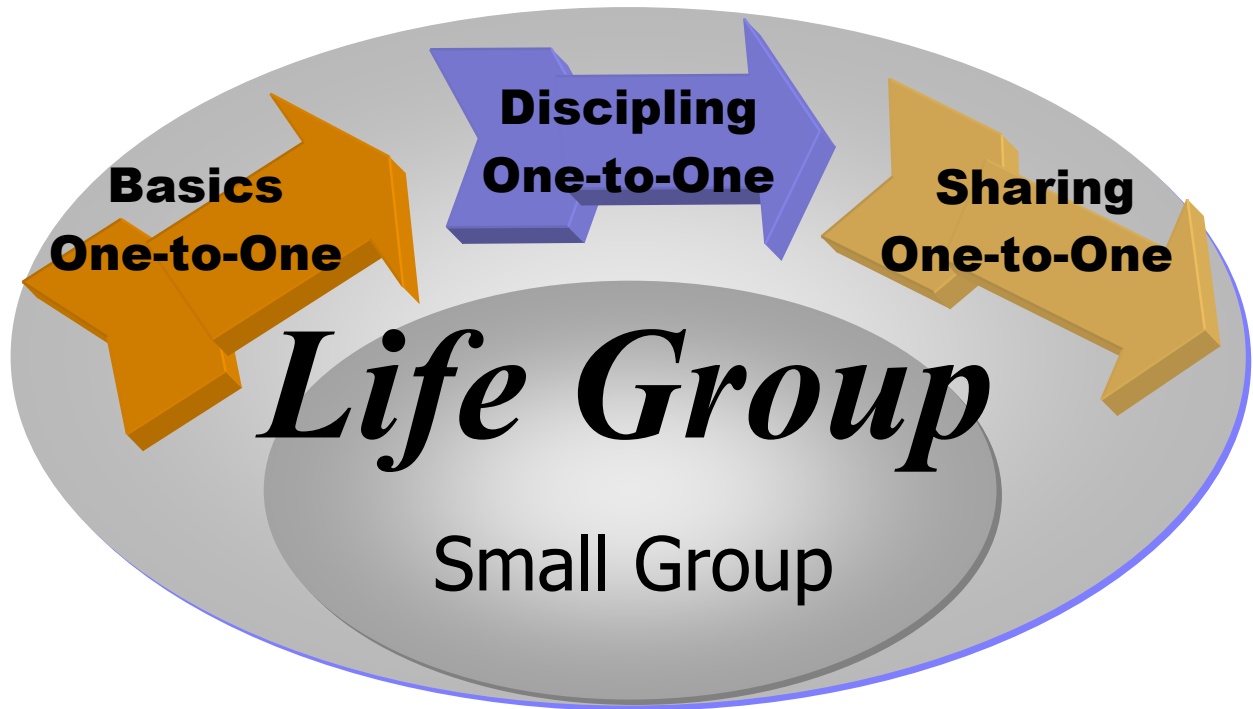
One-to-One + Small Group = *Life Group*

After several people are trained in the *Explosive Growth Disciple-Making Process*, they can begin the first Life Group(s).

In the *Life Group* diagram above the Leader (L) is training his/her Apprentice (A) in the *Dynamic Sharing*. (*All One-to-One is done outside the group time.*) As they go on a visit to the home of a Church Visitor (CV), the gospel is shared. Each person would be invited to the Life Group. If someone prayed to receive Christ on the visit, they would be encouraged as a New Christian (NC) to go through the *Dynamic Basics*. They would be paired up with a Christian (C) from the group. On completion of the *Dynamic Basics* someone else - perhaps the Host or Hostess (H) could disciple them in *Dynamic Discipling*. They could go on to be trained in *Dynamic Sharing* by the Apprentice (A) who has completed his training with the Leader (L).

The Life Groups Provide a Context for Ministry

The Disciple-Making Process Provides an Excellent Context for Leader Development



Leader Development

Small Group:

- The **Start Up Group(s)** (4-6 people) may consist of the Leader and potential leaders with their spouses. These leaders could represent different ministries in the church. Also include new disciples and even seekers (those who may have not yet received Christ as their Saviour).

One-to-One:

- The Leader trains his/her Apprentice(s) in **Dynamic Sharing** (once a month) and how to lead a Life Group using the **Learning to Lead - Apprentice Training** (once a month).
- The Leader begins with group members who have been trained in **Dynamic Basics** and **Dynamic Discipling** or he trains them individually **or** in workshops and then has them train others using the Explosive Growth Disciple-Making Model. People learn best when they see someone effectively model the skill they wish to learn and then practice doing it themselves.

Leader Development is the
Key to Reproduction

The Dynamic Life Process Reproduces

Leader Development


As Leaders and disciples are developed, each *Start-Up Group* reproduces into two or three Life Groups.

Small Group:

- The Leader continues to lead the group each week.
- The Apprentice is now Leader of his/her own group and meets each week.

One-to-One:

- Each Leader has his/her own Apprentice and trains him/her in *Dynamic Sharing* (once a month) and *Learning to Lead - Apprentice Training* (once a month).
- Group members train other people in *Dynamic Basics* and *Dynamic Discipling*.
(Meeting weekly outside the group time)



As Apprentices are equipped, new trained Leaders are prepared to lead new groups and the ministry can expand to more and more groups.

Expanding to Reach Our World
As a Result of Reproduction

The Dynamic Life Process Expands

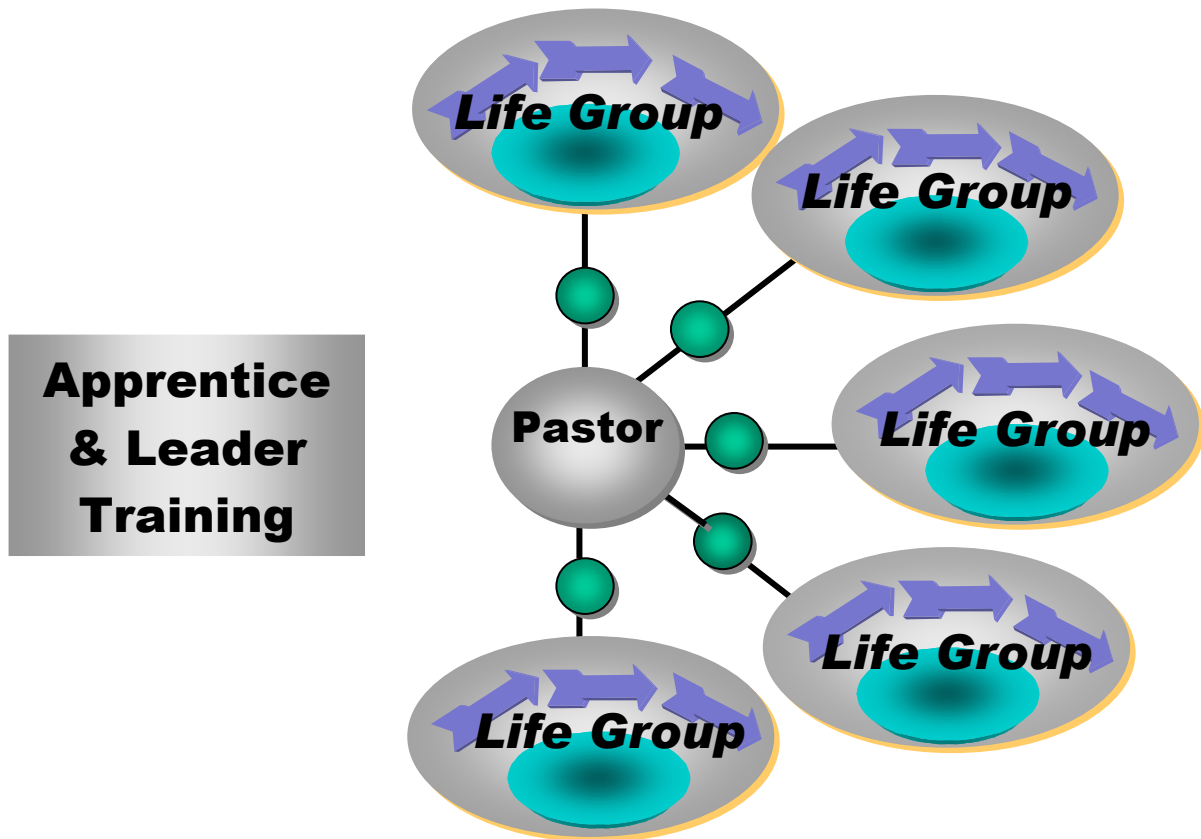
Leader Development

Small Group (of Leaders):

- The Pastor as their Coach meets monthly with his Group Leaders **together** for vision, information, problem solving, prayer and training using *Leaders Who Lead – Life Group Leader Training*.

One-to-One:

- Each Leader trains his Apprentice **individually** in *Dynamic Sharing* (once a month) and also meets for encouragement, prayer and training in how to lead the Small Group using *Learning to Lead - Apprentice Training* (once a month).
- Group members train friends and other group members in *Dynamic Basics* and *Dynamic Discipling*. (Meeting weekly outside the group time)



Leaders who reproduce themselves by recruiting and developing their Apprentices to become new Life Group Leaders could continue with these new Leaders as their Coach.

Reproduction is God's Design to
Reach the World

Disciple-Making Process Potential

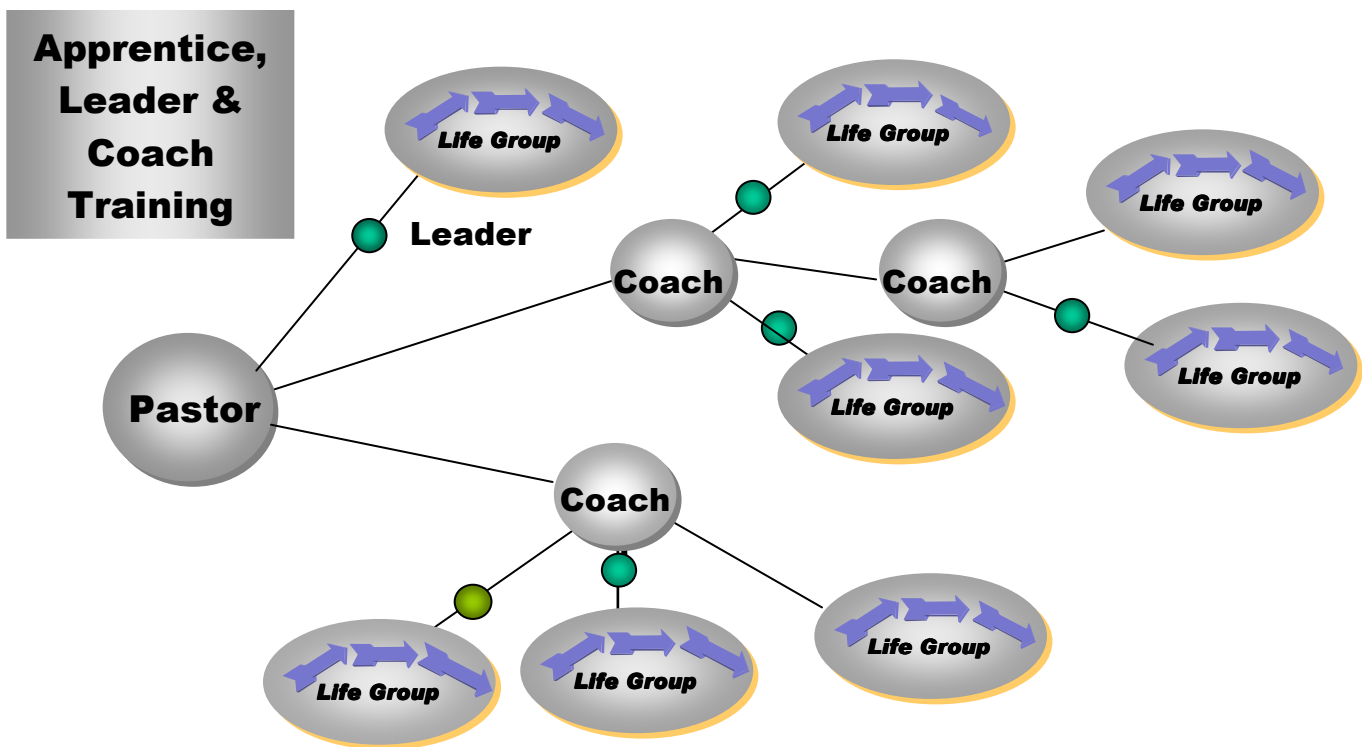
Leader Development

Small Group (of Coaches):

- The Pastor continues to meet regularly with the Coaches for vision and planning using *A Winning Team – Coaches Training and Resources*.
- The Coaches meet with their Life Group Leaders for reporting, problem solving, prayer and training using *Leaders Who Lead - Life Group Leader Training*.

One-to-One:

- Each Life Group Leader trains his Apprentice **individually** in *Dynamic Sharing* (once a month) and also meets for encouragement, prayer and training in how to lead the Small Group using *Learning to Lead - Apprentice Training* (once a month).
- Group members train their friends and other group members in *Dynamic Basics* and *Dynamic Discipling*. (Meeting weekly outside the group time)

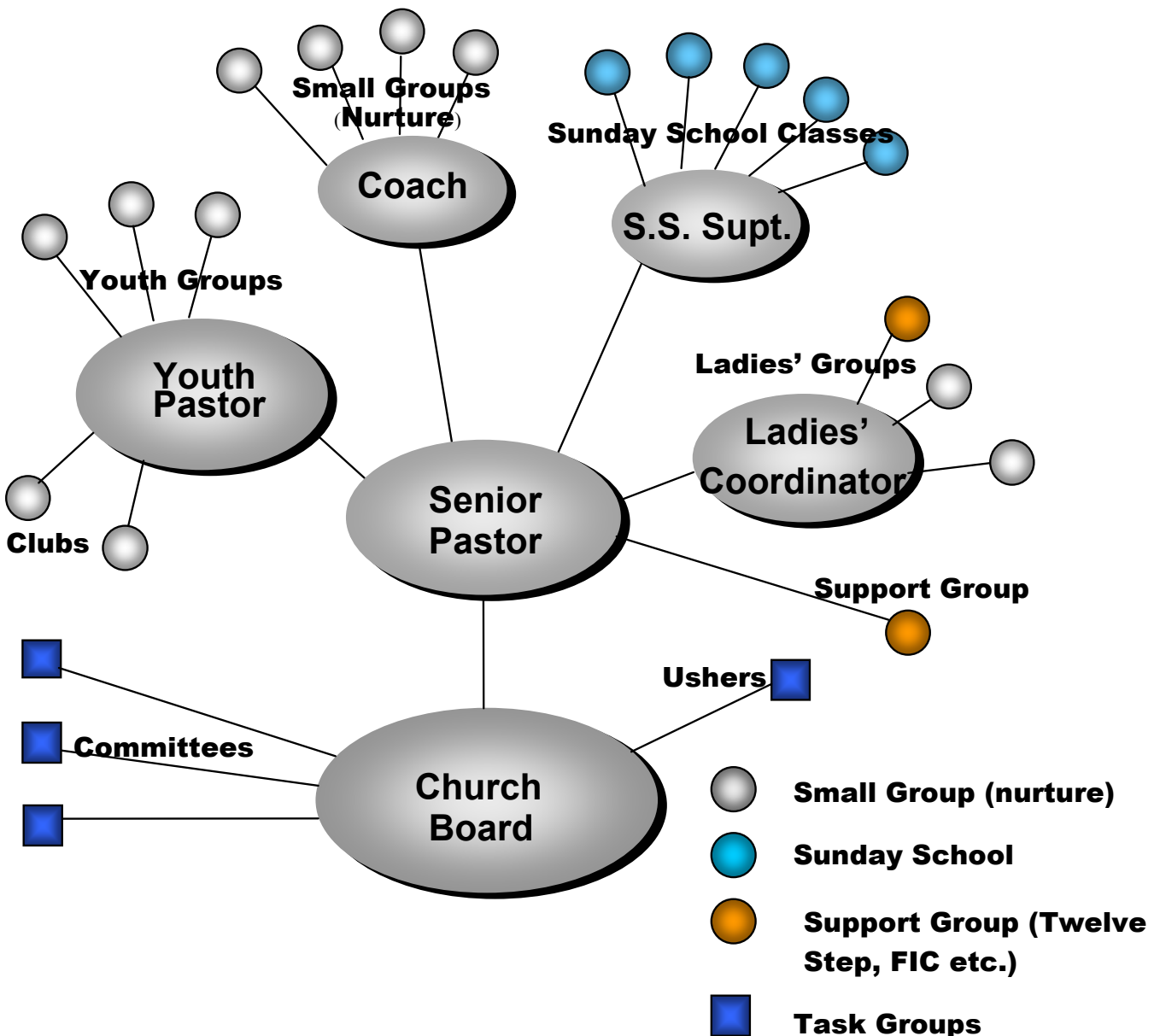


As the Pastor and Coaches train leaders of various ministries of the church, they will also implement the *Explosive Growth Disciple-Making Process* in their ministry area.

Leadership is Structured for Unlimited Growth

A Disciple-Making Church!

Reproduction Happening in Every Ministry of the Church



Groups Reproduce and Multiply so that Eventually
there are Enough Witnessing Disciples
to Reach Our Community and World!

Demonstration

Note: Demonstrate the use of the **Leadership Training Workbooks** as follows:

- You (Workshop Leader) be the first Life Group Leader and select someone from the audience to be your Apprentice. Hand him the **Learning to Lead – Apprentice Leader Training** book to illustrate your training of him as your Apprentice.
- Explain that as your group grows and your Apprentice is trained then a new Life Group can begin.
- Have your Apprentice (now Life Group Leader of his own group) select someone from the audience to be his Apprentice (You should always have an Apprentice before you begin your group). He hands him the **Learning to Lead – Apprentice Leader Training** book to illustrate his training of him as his Apprentice.
- You hand your new Life Group Leader the **Leaders Who Lead – Life Group Leader Training** book to illustrate your continuing training of him as a group leader.
- Have his Apprentice (now Life Group Leader of his own group) select someone from the audience to be his Apprentice. He hands him the **Learning to Lead – Apprentice Leader Training** book to illustrate his training of him as his Apprentice.
- Your Leader is now a Coach and you continue to train him using **A Winning Team – Coaches Training and Resources**. He hands his new Life Group Leader the **Leaders Who Lead – Life Group Leader Training** book to illustrate his continuing training of him as a group leader.
- Continue to pass the various books down the row of leaders as it grows from **Apprentice** to **Life Group Leader** to **Coach** to the final book **Reaching Beyond – Church to Church Mentoring** as you begin to help other Churches to become Disciple-Making Churches!

Summary

An Explosive Growth Disciple-Making Process

Share the Gospel of Jesus Christ with Others

- A church grows because they are **reaching and assimilating** more people.

Train New Christians in the Basics of the Christian Life

- People learn to **be disciples**.
- Disciples are **equipped to disciple others**.
- By **passing each lesson on** to someone else right away (Explosive Growth Disciple-Making Process) **they will personally grow rapidly toward maturity**.

They are Equipped to Reproduce

- Many people will be **making disciples**.
- Disciple-Makers learn to be an **Apprentice** and some will **lead a Life Group**.

Leader Development and Placement in Ministry

- Leaders are developed as you **continue** to mobilize more people and provide for **further training and equipping**.
- Group members learn to **invite and disciple** new people.
- Life Group Leaders learn to **develop an Apprentice and birth a new group**.
- The Life Group Leaders who **reproduce (Apprentices to be leaders) become Coaches**.
- Coaches learn how to **encourage and coach** their Life Group Leaders.
- **Other ministries** within the church begin to **implement the Life Group** (Small Group and One-to-One Discipling) process.
- The church leaders **adopt and integrate** the Life Group ministry structure as its **primary method of discipling** and caring for new people.
- The **priority of the church leadership** is to help Life Group Leaders **succeed** through support and training.
- **God may call some into fulltime ministry** in the Church or to the mission field!
- Your Church will be **making a major contribution** toward the fulfilment of the **Great Commission** in your Community and beyond!

***God Bless You As You Lead Your Church
Into A Dynamic Future!***

Life Group Leader Commitment Form

I _____, commit myself before God, to serve Christ and His church.

I will seek to give servant leadership to those in my care and reach out in love to the world.

Address _____

_____ Phone # (s) _____

Email: _____

If approved as a Life Group Leader, I commit myself to:

_____ Pray daily.

_____ Live biblically by faith.

_____ Allow the Holy Spirit to control my life.

_____ Give regularly to the Lord's work.

_____ Be faithful and loyal to the church and its leaders.

_____ Train my Apprentice and meet with my Coach for Life Group Leader Training.

Certificate of Achievement

This is to certify that

Has successfully completed

Explosive Growth Disciple-Making Process

Workshops

on _____

Trainer



CANADIAN PRICE LIST / ORDER FORM

Dynamic Churches International

164 Stonegate Close, Airdrie, AB T4B 2V2

Phone/Fax (403) 912-4438, Email: mmiddleton@dynamicchurches.org

Mail Invoice to Address Below - or - Email Invoice to email address provided

Name _____ Date _____

Church Name _____ Bus. Phone _____

Address _____ Fax _____

City _____ Prov. _____ Postal Code _____ Email _____

Qty.	Description	Price	Cost
	Explosive Growth Process Overview (PowerPoint CD)	4.95	
	Explosive Growth Training Sessions (PowerPoint CD)	4.95	
	Explosive Growth Disciple-Making Workbook	11.95	
	Learning to Lead- Apprentice Training Workbook	11.95	
	Leaders Who Lead – Small Group Leader Training Workbook	11.95	
	A Winning Team – Coach Training and Resources	11.95	
	Reaching Beyond – Church-to-Church Mentoring	11.95	
	Dynamic Life Handbook (Basics, Discipling, Sharing & Binder)	29.95	
	Dynamic Life Handbook (Binder & Tabs only)	9.95	
	Dynamic Basics (4 lessons + Leaders Guide)	2.75	
	Dynamic Discipling (9 lessons + Leaders Guide)	11.95	
	Dynamic Sharing (6 lessons + Leaders Guide)	8.95	
	Life Studies (1 set of 24 Lessons)	4.95	
	Life Studies (20 sets of 24 Lessons)	89.95	
	Much Prayer-Much Power-Much Praise (50)	4.95	
	My Daily Time with God Worksheets (50)	9.95	
	Knowing God Personally Booklet	.25	
	Holy Spirit Booklet	.25	
	Who is Jesus Study Book	17.95	
	Evangecube - Large	9.95	
	Evangecube - Small	9.95	
Sub Total			
Actual Shipping and Handling will be added to price (allow 2 weeks for delivery *)			
Grand Total			

Inquire about materials availability in other languages

* If you require faster delivery, let us know.

Thank you for your order!